

Measurement of subjet multiplicities in neutral current deep inelastic scattering at HERA and determination of α_s

ZEUS Collaboration

Abstract

The subjet multiplicity has been measured in neutral current e^+p interactions at $Q^2 > 125 \text{ GeV}^2$ with the ZEUS detector at HERA using an integrated luminosity of 38.6 pb^{-1} . Jets were identified in the laboratory frame using the longitudinally invariant k_T cluster algorithm. The number of jet-like substructures within jets, known as the subjet multiplicity, is defined as the number of clusters resolved in a jet by reapplying the jet algorithm at a smaller resolution scale y_{cut} . Measurements of the mean subjet multiplicity, $\langle n_{\text{subj}} \rangle$, for jets with transverse energies $E_{T,\text{jet}} > 15 \text{ GeV}$ are presented. Next-to-leading-order perturbative QCD calculations describe the measurements well. The value of $\alpha_s(M_Z)$, determined from $\langle n_{\text{subj}} \rangle$ at $y_{\text{cut}} = 10^{-2}$ for jets with $25 < E_{T,\text{jet}} < 71 \text{ GeV}$, is $\alpha_s(M_Z) = 0.1187 \pm 0.0017$ (stat.) $^{+0.0024}_{-0.0009}$ (syst.) $^{+0.0093}_{-0.0076}$ (th.).

The ZEUS Collaboration

S. Chekanov, D. Krakauer, J.H. Loizides¹, S. Magill, B. Musgrave, J. Repond, R. Yoshida
*Argonne National Laboratory, Argonne, Illinois 60439-4815*ⁿ

M.C.K. Mattingly

Andrews University, Berrien Springs, Michigan 49104-0380

P. Antonioli, G. Bari, M. Basile, L. Bellagamba, D. Boscherini, A. Bruni, G. Bruni,
G. Cara Romeo, L. Cifarelli, F. Cindolo, A. Contin, M. Corradi, S. De Pasquale, P. Giusti,
G. Iacobucci, A. Margotti, R. Nania, F. Palmonari, A. Pesci, G. Sartorelli, A. Zichichi
University and INFN Bologna, Bologna, Italy^e

G. Aghuzumtsyan, D. Bartsch, I. Brock, S. Goers, H. Hartmann, E. Hilger, P. Irrgang,
H.-P. Jakob, A. Kappes², U.F. Katz², O. Kind, E. Paul, J. Rautenberg³, R. Renner,
H. Schnurbusch, A. Stifutkin, J. Tandler, K.C. Voss, M. Wang, A. Weber
Physikalisches Institut der Universität Bonn, Bonn, Germany^b

D.S. Bailey⁴, N.H. Brook⁴, J.E. Cole, B. Foster, G.P. Heath, H.F. Heath, S. Robins,
E. Rodrigues⁵, J. Scott, R.J. Tapper, M. Wing
H.H. Wills Physics Laboratory, University of Bristol, Bristol, United Kingdom^m

M. Capua, A. Mastroberardino, M. Schioppa, G. Susinno
Calabria University, Physics Department and INFN, Cosenza, Italy^e

J.Y. Kim, Y.K. Kim, J.H. Lee, I.T. Lim, M.Y. Pac⁶
Chonnam National University, Kwangju, Korea^g

A. Caldwell⁷, M. Helbich, X. Liu, B. Mellado, Y. Ning, S. Paganis, Z. Ren, W.B. Schmidke,
F. Sciulli
Nevis Laboratories, Columbia University, Irvington on Hudson, New York 10027^o

J. Chwastowski, A. Eskreys, J. Figiel, K. Olkiewicz, P. Stopa, L. Zawiejski
*Institute of Nuclear Physics, Cracow, Poland*ⁱ

L. Adamczyk, T. Bóld, I. Grabowska-Bóld, D. Kisielewska, A.M. Kowal, M. Kowal,
T. Kowalski, M. Przybycień, L. Suszycki, D. Szuba, J. Szuba⁸
*Faculty of Physics and Nuclear Techniques, University of Mining and Metallurgy, Cracow,
Poland*^p

A. Kotański⁹, W. Słomiński¹⁰
Department of Physics, Jagellonian University, Cracow, Poland

L.A.T. Bauerdick¹¹, U. Behrens, I. Bloch, K. Borrás, V. Chiochia, D. Dannheim, M. Derrick¹², G. Drews, J. Fourletova, A. Fox-Murphy¹³, U. Fricke, A. Geiser, F. Goebel⁷, P. Göttlicher¹⁴, O. Gutsche, T. Haas, W. Hain, G.F. Hartner, S. Hillert, U. Kötz, H. Kowalski¹⁵, G. Kramberger, H. Labes, D. Lelas, B. Löhr, R. Mankel, I.-A. Melzer-Pellmann, M. Moritz¹⁶, D. Notz, M.C. Petrucci¹⁷, A. Polini, A. Raval, U. Schneekloth, F. Selonke¹⁸, H. Wesołek, R. Wichmann¹⁹, G. Wolf, C. Youngman, W. Zeuner

Deutsches Elektronen-Synchrotron DESY, Hamburg, Germany

A. Lopez-Duran Viani²⁰, A. Meyer, S. Schlenstedt

DESY Zeuthen, Zeuthen, Germany

G. Barbagli, E. Gallo, C. Genta, P. G. Pelfer

University and INFN, Florence, Italy^e

A. Bamberger, A. Benen, N. Coppola

Fakultät für Physik der Universität Freiburg i.Br., Freiburg i.Br., Germany^b

M. Bell, P.J. Bussey, A.T. Doyle, C. Glasman, J. Hamilton, S. Hanlon, S.W. Lee, A. Lupi, D.H. Saxon, I.O. Skillicorn

Department of Physics and Astronomy, University of Glasgow, Glasgow, United Kingdom^m

I. Gialas

Department of Engineering in Management and Finance, Univ. of Aegean, Greece

B. Bodmann, T. Carli, U. Holm, K. Klimek, N. Krumnack, E. Lohrmann, M. Milite, H. Salehi, S. Stonjek²¹, K. Wick, A. Ziegler, Ar. Ziegler

Hamburg University, Institute of Exp. Physics, Hamburg, Germany^b

C. Collins-Tooth, C. Foudas, R. Gonçalo⁵, K.R. Long, F. Metlica, A.D. Tapper

Imperial College London, High Energy Nuclear Physics Group, London, United Kingdom^m

P. Cloth, D. Filges

Forschungszentrum Jülich, Institut für Kernphysik, Jülich, Germany

M. Kuze, K. Nagano, K. Tokushuku²², S. Yamada, Y. Yamazaki

Institute of Particle and Nuclear Studies, KEK, Tsukuba, Japan^f

A.N. Barakbaev, E.G. Boos, N.S. Pokrovskiy, B.O. Zhautykov

Institute of Physics and Technology of Ministry of Education and Science of Kazakhstan, Almaty, Kazakhstan

H. Lim, D. Son

Kyungpook National University, Taegu, Korea^g

F. Barreiro, O. González, L. Labarga, J. del Peso, I. Redondo²³, E. Tassi, J. Terrón,
M. Vázquez

Departamento de Física Teórica, Universidad Autónoma de Madrid, Madrid, Spain^l

M. Barbi, A. Bertolin, F. Corriveau, S. Gliga, J. Lainesse, S. Padhi, D.G. Stairs
Department of Physics, McGill University, Montréal, Québec, Canada H3A 2T8^a

T. Tsurugai

Meiji Gakuin University, Faculty of General Education, Yokohama, Japan

A. Antonov, P. Danilov, B.A. Dolgoshein, D. Gladkov, V. Sosnovtsev, S. Suchkov
Moscow Engineering Physics Institute, Moscow, Russia^j

R.K. Dementiev, P.F. Ermolov, Yu.A. Golubkov, I.I. Katkov, L.A. Khein, I.A. Korzhavina,
V.A. Kuzmin, B.B. Levchenko, O.Yu. Lukina, A.S. Proskuryakov, L.M. Shcheglova,
N.N. Vlasov, S.A. Zotkin

Moscow State University, Institute of Nuclear Physics, Moscow, Russia^k

C. Bokel, J. Engelen, S. Grijpink, E. Koffeman, P. Kooijman, E. Maddox, A. Pellegrino,
S. Schagen, H. Tiecke, N. Tuning, J.J. Velthuis, L. Wiggers, E. de Wolf

NIKHEF and University of Amsterdam, Amsterdam, Netherlands^h

N. Brümmner, B. Bylsma, L.S. Durkin, T.Y. Ling

*Physics Department, Ohio State University, Columbus, Ohio 43210*ⁿ

S. Boogert, A.M. Cooper-Sarkar, R.C.E. Devenish, J. Ferrando, G. Grzelak, T. Matsushita,
M. Rigby, O. Ruske²⁴, M.R. Sutton, R. Walczak

Department of Physics, University of Oxford, Oxford United Kingdom^m

R. Brugnera, R. Carlin, F. Dal Corso, S. Dusini, A. Garfagnini, S. Limentani, A. Longhin,
A. Parenti, M. Posocco, L. Stanco, M. Turcato

Dipartimento di Fisica dell'Università and INFN, Padova, Italy^e

E.A. Heaphy, B.Y. Oh, P.R.B. Saull²⁵, J.J. Whitmore²⁶

*Department of Physics, Pennsylvania State University, University Park, Pennsylvania
16802*^o

Y. Iga

Polytechnic University, Sagamihara, Japan^f

G. D'Agostini, G. Marini, A. Nigro

Dipartimento di Fisica, Università 'La Sapienza' and INFN, Rome, Italy^e

C. Cormack²⁷, J.C. Hart, N.A. McCubbin

Rutherford Appleton Laboratory, Chilton, Didcot, Oxon, United Kingdom^m

C. Heusch

University of California, Santa Cruz, California 95064 ⁿ

I.H. Park

Department of Physics, Ewha Womans University, Seoul, Korea

N. Pavel

Fachbereich Physik der Universität-Gesamthochschule Siegen, Germany

H. Abramowicz, A. Gabareen, S. Kananov, A. Kreisel, A. Levy

Raymond and Beverly Sackler Faculty of Exact Sciences, School of Physics, Tel-Aviv University, Tel-Aviv, Israel ^d

T. Abe, T. Fusayasu, S. Kagawa, T. Kohno, T. Tawara, T. Yamashita

Department of Physics, University of Tokyo, Tokyo, Japan ^f

R. Hamatsu, T. Hirose¹⁸, M. Inuzuka, S. Kitamura²⁸, K. Matsuzawa, T. Nishimura

Tokyo Metropolitan University, Department of Physics, Tokyo, Japan ^f

M. Arneodo²⁹, M.I. Ferrero, V. Monaco, M. Ruspa, R. Sacchi, A. Solano

Università di Torino, Dipartimento di Fisica Sperimentale and INFN, Torino, Italy ^e

R. Galea, T. Koop, G.M. Levman, J.F. Martin, A. Mirea, A. Sabetfakhri

Department of Physics, University of Toronto, Toronto, Ontario, Canada M5S 1A7 ^a

J.M. Butterworth, C. Gwenlan, R. Hall-Wilton, T.W. Jones, M.S. Lightwood, B.J. West

Physics and Astronomy Department, University College London, London, United Kingdom ^m

J. Ciborowski³⁰, R. Ciesielski³¹, R.J. Nowak, J.M. Pawlak, B. Smalska³², J. Sztuk³³,

T. Tymieniecka³⁴, A. Ukleja³⁴, J. Ukleja, A.F. Żarnecki

Warsaw University, Institute of Experimental Physics, Warsaw, Poland ^q

M. Adamus, P. Plucinski

Institute for Nuclear Studies, Warsaw, Poland ^q

Y. Eisenberg, L.K. Gladilin³⁵, D. Hochman, U. Karshon

Department of Particle Physics, Weizmann Institute, Rehovot, Israel ^c

D. Kçira, S. Lammers, L. Li, D.D. Reeder, A.A. Savin, W.H. Smith

Department of Physics, University of Wisconsin, Madison, Wisconsin 53706 ⁿ

A. Deshpande, S. Dhawan, V.W. Hughes, P.B. Straub

Department of Physics, Yale University, New Haven, Connecticut 06520-8121 ⁿ

S. Bhadra, C.D. Catterall, S. Fourletov, S. Menary, M. Soares, J. Standage

Department of Physics, York University, Ontario, Canada M3J 1P3 ^a

- ¹ also affiliated with University College London
- ² on leave of absence at University of Erlangen-Nürnberg, Germany
- ³ supported by the GIF, contract I-523-13.7/97
- ⁴ PPARC Advanced fellow
- ⁵ supported by the Portuguese Foundation for Science and Technology (FCT)
- ⁶ now at Dongshin University, Naju, Korea
- ⁷ now at Max-Planck-Institut für Physik, München/Germany
- ⁸ partly supported by the Israel Science Foundation and the Israel Ministry of Science
- ⁹ supported by the Polish State Committee for Scientific Research, grant no. 2 P03B 09322
- ¹⁰ member of Dept. of Computer Science
- ¹¹ now at Fermilab, Batavia/IL, USA
- ¹² on leave from Argonne National Laboratory, USA
- ¹³ now at R.E. Austin Ltd., Colchester, UK
- ¹⁴ now at DESY group FEB
- ¹⁵ on leave of absence at Columbia Univ., Nevis Labs., N.Y./USA
- ¹⁶ now at CERN
- ¹⁷ now at INFN Perugia, Perugia, Italy
- ¹⁸ retired
- ¹⁹ now at Mobilcom AG, Rendsburg-Büdelndorf, Germany
- ²⁰ now at Deutsche Börse Systems AG, Frankfurt/Main, Germany
- ²¹ now at Univ. of Oxford, Oxford/UK
- ²² also at University of Tokyo
- ²³ now at LPNHE Ecole Polytechnique, Paris, France
- ²⁴ now at IBM Global Services, Frankfurt/Main, Germany
- ²⁵ now at National Research Council, Ottawa/Canada
- ²⁶ on leave of absence at The National Science Foundation, Arlington, VA/USA
- ²⁷ now at Univ. of London, Queen Mary College, London, UK
- ²⁸ present address: Tokyo Metropolitan University of Health Sciences, Tokyo 116-8551, Japan
- ²⁹ also at Università del Piemonte Orientale, Novara, Italy
- ³⁰ also at Łódź University, Poland
- ³¹ supported by the Polish State Committee for Scientific Research, grant no. 2 P03B 07222
- ³² now at The Boston Consulting Group, Warsaw, Poland
- ³³ Łódź University, Poland
- ³⁴ supported by German Federal Ministry for Education and Research (BMBF), POL 01/043
- ³⁵ on leave from MSU, partly supported by University of Wisconsin via the U.S.-Israel BSF

- ^a supported by the Natural Sciences and Engineering Research Council of Canada (NSERC)
- ^b supported by the German Federal Ministry for Education and Research (BMBF), under contract numbers HZ1GUA 2, HZ1GUB 0, HZ1PDA 5, HZ1VFA 5
- ^c supported by the MINERVA Gesellschaft für Forschung GmbH, the Israel Science Foundation, the U.S.-Israel Binational Science Foundation and the Benozio Center for High Energy Physics
- ^d supported by the German-Israeli Foundation and the Israel Science Foundation
- ^e supported by the Italian National Institute for Nuclear Physics (INFN)
- ^f supported by the Japanese Ministry of Education, Science and Culture (the Monbusho) and its grants for Scientific Research
- ^g supported by the Korean Ministry of Education and Korea Science and Engineering Foundation
- ^h supported by the Netherlands Foundation for Research on Matter (FOM)
- ⁱ supported by the Polish State Committee for Scientific Research, grant no. 620/E-77/SPUB-M/DESY/P-03/DZ 247/2000-2002
- ^j partially supported by the German Federal Ministry for Education and Research (BMBF)
- ^k supported by the Fund for Fundamental Research of Russian Ministry for Science and Education and by the German Federal Ministry for Education and Research (BMBF)
- ^l supported by the Spanish Ministry of Education and Science through funds provided by CICYT
- ^m supported by the Particle Physics and Astronomy Research Council, UK
- ⁿ supported by the US Department of Energy
- ^o supported by the US National Science Foundation
- ^p supported by the Polish State Committee for Scientific Research, grant no. 112/E-356/SPUB-M/DESY/P-03/DZ 301/2000-2002, 2 P03B 13922
- ^q supported by the Polish State Committee for Scientific Research, grant no. 115/E-343/SPUB-M/DESY/P-03/DZ 121/2001-2002, 2 P03B 07022

1 Introduction

Jet production in e^+p neutral current (NC) deep inelastic scattering (DIS) provides a rich testing ground for perturbative QCD (pQCD) and allows a precise determination of the strong coupling constant, α_s [1, 2, 3, 4, 5]. In the analysis described here, a new method is used to extract α_s in DIS, which exploits the pQCD description of the internal structure of jets. The investigation of such structure also gives information on the transition from a parton produced in a hard subprocess to the experimentally observed jet of hadrons. The method uses measurements of the mean subjet multiplicity for an inclusive sample of jets, where the subjet multiplicity is defined as the number of clusters resolved in a jet by reapplying the jet algorithm at a smaller resolution scale y_{cut} [6, 7]. At high transverse energy, $E_{T,\text{jet}}$, and for values of y_{cut} not too low, fragmentation effects become small and the subjet multiplicity is calculable in pQCD. Furthermore, the pQCD calculations depend only weakly on the knowledge of the parton distribution functions (PDFs) of the proton, since the subjet multiplicity is determined by QCD radiation processes in the final state. In zeroth order QCD a jet consists of only one parton and the subjet multiplicity is trivially equal to unity. The first non-trivial contribution to the subjet multiplicity is given by $\mathcal{O}(\alpha_s)$ processes in which, e.g., a quark radiates a gluon at a small angle. The deviation of the subjet multiplicity from unity is proportional to the rate of parton emission and thus to α_s . The next-to-leading-order (NLO) QCD corrections are available, enabling α_s to be determined reliably. Measurements of subjet production have been made in e^+e^- interactions [8], $p\bar{p}$ collisions [9] and NC DIS [10] and have been used to test the QCD predictions on coherence effects, differences between quarks and gluons and splitting of jets.

This paper presents measurements of the mean subjet multiplicity in NC DIS at $Q^2 > 125 \text{ GeV}^2$, where Q^2 is the virtuality of the exchanged boson, for an inclusive sample of jets identified in the laboratory frame with the longitudinally invariant k_T cluster algorithm [11, 12]. The measurements are compared to NLO QCD predictions [13] and are used to extract $\alpha_s(M_Z)$.

2 Experimental conditions

The data sample was collected with the ZEUS detector at HERA and corresponds to an integrated luminosity of $38.6 \pm 0.6 \text{ pb}^{-1}$. During 1996-97, HERA operated with protons of energy $E_p = 820 \text{ GeV}$ and positrons of energy $E_e = 27.5 \text{ GeV}$. The ZEUS detector is described in detail elsewhere [14, 15]. The main components used in the present analysis are the central tracking detector (CTD) [16], positioned in a 1.43 T solenoidal magnetic

field, and the uranium-scintillator sampling calorimeter (CAL) [17]. The CTD was used to establish an interaction vertex with a typical resolution along (transverse to) the beam direction of 0.4 (0.1) cm.

The CAL covers 99.7% of the total solid angle. It is divided into three parts with a corresponding division in the polar angle¹, θ , as viewed from the nominal interaction point: forward (FCAL, $2.6^\circ < \theta < 36.7^\circ$), barrel (BCAL, $36.7^\circ < \theta < 129.1^\circ$), and rear (RCAL, $129.1^\circ < \theta < 176.2^\circ$). For normal incidence, the depth of the CAL is seven interaction lengths in FCAL, five in BCAL and four in RCAL. Each of the calorimeter parts is subdivided into towers which in turn are segmented longitudinally into one electromagnetic (EMC) and one (RCAL) or two (FCAL, BCAL) hadronic (HAC) sections. The FCAL and RCAL sections are further subdivided into cells with inner-face sizes of $5 \times 20 \text{ cm}^2$ ($10 \times 20 \text{ cm}^2$ in the RCAL) for the EMC and $20 \times 20 \text{ cm}^2$ for the HAC sections. The BCAL EMC cells have a projective geometry as viewed from the nominal interaction point; each is 23.3 cm long in the azimuthal direction and has a width of 4.9 cm along the beam direction at its inner face, at a radius 123.2 cm from the beam line. The BCAL HAC cells have a projective geometry in the azimuthal direction only; the inner-face size of the inner (outer) HAC section is $24.4 \times 27.1 \text{ cm}^2$ ($24.4 \times 35.2 \text{ cm}^2$). Each cell is viewed by two photomultipliers. At $\theta = 90^\circ$, the size of an EMC (HAC) cell in the pseudorapidity-azimuth ($\eta - \phi$) plane is approximately $0.04 \times 11^\circ$ ($0.16 \times 11^\circ$). Under test-beam conditions, the CAL energy resolution is $\sigma(E)/E = 18\%/\sqrt{E(\text{GeV})}$ for electrons and $\sigma(E)/E = 35\%/\sqrt{E(\text{GeV})}$ for hadrons.

3 Data selection and jet reconstruction

A three-level trigger was used to select events online [15, 18]. The NC DIS events were selected offline using criteria similar to those reported previously [3]. The main steps are outlined below.

The scattered-positron candidate was identified from the pattern of energy deposits in the CAL [19]. The energy (E'_e) and polar angle (θ_e) of the positron candidate were also determined from the CAL measurements. The double angle method [20], which uses θ_e and an angle (γ) that corresponds, in the quark-parton model, to the direction of the scattered quark, was used to reconstruct Q^2 (Q_{DA}^2). The angle γ was reconstructed using

¹ The ZEUS coordinate system is a right-handed Cartesian system, with the Z axis pointing in the proton beam direction, referred to as the “forward direction”, and the X axis pointing left towards the centre of HERA. The coordinate origin is at the nominal interaction point. The pseudorapidity is defined as $\eta = -\ln(\tan \frac{\theta}{2})$.

the CAL measurements of the hadronic final state [20]. The following requirements were imposed on the data sample:

- a positron candidate of energy $E'_e > 10$ GeV. This cut ensured a high and well understood positron-finding efficiency and suppressed background from photoproduction, in which the scattered positron escapes in the rear beampipe;
- $y_e < 0.95$, where $y_e = 1 - E'_e(1 - \cos \theta_e)/(2E_e)$. This condition removed events in which fake positron candidates from photoproduction background were found in the FCAL;
- the energy not associated with the positron candidate within a cone of radius 0.7 units in the $\eta - \phi$ plane around the positron direction was required to be less than 10% of the positron energy. This condition removed photoproduction and DIS events in which part of a jet was incorrectly identified as the scattered positron;
- for positrons in the polar-angle range $30^\circ < \theta_e < 140^\circ$, the fraction of the positron energy within a cone of radius 0.3 units in the $\eta - \phi$ plane around the positron direction was required to be larger than 0.9; for $\theta_e < 30^\circ$, the cut was raised to 0.98. These requirements removed events in which a jet was incorrectly identified as the scattered positron;
- the vertex position along the beam axis, determined from the CTD tracks, was required to be in the range $-38 < Z < 32$ cm, symmetrical around the mean interaction point for this running period;
- $38 < (E - p_Z) < 65$ GeV, where E is the total energy measured in the CAL, $E = \sum_i E_i$, and p_Z is the Z component of the vector $\mathbf{p} = \sum_i E_i \mathbf{r}_i$; in both cases the sum runs over all CAL cells, E_i is the energy of the CAL cell i and \mathbf{r}_i is a unit vector along the line joining the reconstructed vertex to the geometric centre of the cell i . This cut removed events with large initial-state radiation and further reduced the background from photoproduction;
- $\not{p}_T/\sqrt{E_T} < 2.5$ GeV^{1/2}, where \not{p}_T is the missing transverse momentum as measured with the CAL ($\not{p}_T \equiv \sqrt{p_X^2 + p_Y^2}$) and E_T is the total transverse energy in the CAL. This cut removed cosmic rays and beam-related background;
- events were rejected if a second positron candidate with energy above 10 GeV was found and the total energy in the CAL after subtracting that of the two positron candidates was below 4 GeV. This requirement removed elastic Compton-scattering events ($ep \rightarrow e\gamma p$);
- $Q_{DA}^2 > 125$ GeV².

The longitudinally invariant k_T cluster algorithm [11] was used in the inclusive mode [12] to reconstruct jets in the hadronic final state both in data and in Monte Carlo (MC)

simulated events (see Section 4). In data, the algorithm was applied in the laboratory frame to the energy deposits measured in the CAL cells after excluding those associated with the scattered-positron candidate. The jet search was performed in the $\eta - \phi$ plane. In the following discussion, $E_{T,i}$ denotes the transverse energy, η_i the pseudorapidity and ϕ_i the azimuthal angle of object i . For each pair of objects (where the initial objects are the energy deposits in the CAL cells), the quantity

$$d_{ij} = [(\eta_i - \eta_j)^2 + (\phi_i - \phi_j)^2] \cdot \min(E_{T,i}, E_{T,j})^2 \quad (1)$$

was calculated. For each object, the quantity $d_i = (E_{T,i})^2$ was also calculated. If, of all the values $\{d_{ij}, d_i\}$, d_{kl} was the smallest, then objects k and l were combined into a single new object. If, however, d_k was the smallest, then object k was considered a jet and was removed from the sample. The procedure was repeated until all objects were assigned to jets. The jet variables were defined according to the Snowmass convention [21]:

$$E_{T,\text{jet}} = \sum_i E_{T,i} ; \eta_{\text{jet}} = \frac{\sum_i E_{T,i} \eta_i}{E_{T,\text{jet}}} ; \phi_{\text{jet}} = \frac{\sum_i E_{T,i} \phi_i}{E_{T,\text{jet}}}.$$

This prescription was also used to determine the variables of the intermediate objects.

Jet energies were corrected for all energy-loss effects, principally in inactive material, typically about one radiation length, in front of the CAL. The corrected jet variables were then used in applying additional cuts on the selected sample:

- events with at least one jet satisfying $E_{T,\text{jet}} > 15$ GeV and $-1 < \eta_{\text{jet}} < 2$ were selected;
- events were removed from the sample if the distance of any of the jets to the positron candidate in the $\eta - \phi$ plane,

$$d = \sqrt{(\eta_{\text{jet}} - \eta_e)^2 + (\phi_{\text{jet}} - \phi_e)^2},$$

was smaller than one unit. This requirement removed photoproduction background.

With the above criteria, 37 933 one-jet, 821 two-jet and 25 three-jet events were identified.

3.1 Definition of the subjet multiplicity

Subjets were resolved within a jet using all CAL cells associated with the jet and repeating the application of the k_T cluster algorithm described above, until, for every pair of objects i and j , the quantity d_{ij} was greater than $d_{\text{cut}} = y_{\text{cut}} \cdot (E_{T,\text{jet}})^2$ [7]. All remaining objects were called subjets. The reconstruction of subjets within a jet was performed using the uncorrected cell and jet energies, since systematic effects largely cancel in the ratio $d_{ij}/(E_{T,\text{jet}})^2$ as seen in Eq. (1). The subjet structure depends upon the value chosen

for the resolution parameter y_{cut} . The mean subjet multiplicity, $\langle n_{\text{subj}} \rangle$, is defined as the average number of subjets contained in a jet at a given value of y_{cut} :

$$\langle n_{\text{subj}}(y_{\text{cut}}) \rangle = \frac{1}{N_{\text{jets}}} \sum_{i=1}^{N_{\text{jets}}} n_{\text{subj}}^i(y_{\text{cut}}) ,$$

where $n_{\text{subj}}^i(y_{\text{cut}})$ is the number of subjets in jet i and N_{jets} is the total number of jets in the sample. By definition, $\langle n_{\text{subj}} \rangle \geq 1$. The mean subjet multiplicity was measured for y_{cut} values in the range $5 \cdot 10^{-4} - 0.1$.

4 Monte Carlo simulation

Samples of events were generated to determine the response of the detector to jets of hadrons and the correction factors necessary to obtain the hadron-level mean subjet multiplicities. The generated events were passed through the GEANT 3.13-based [22] ZEUS detector- and trigger-simulation programs [15]. They were reconstructed and analysed by the same program chain as the data.

Neutral current DIS events were generated using the LEPTO 6.5 program [23] interfaced to HERACLES 4.6.1 [24] via DJANGO 1.1 [25]. The HERACLES program includes photon and Z exchanges and first-order electroweak radiative corrections. The QCD cascade was modelled with the colour-dipole model [26] by using the ARIADNE 4.08 program [27] and including the boson-gluon-fusion process. The colour-dipole model treats gluons emitted from quark-antiquark (diquark) pairs as radiation from a colour dipole between two partons. This results in partons that are not ordered in their transverse momenta. Samples of events were also generated using the model of LEPTO based on first-order QCD matrix elements plus parton showers (MEPS). For the generation of the samples with MEPS, the option for soft-colour interactions was switched off [28]. In both cases, fragmentation into hadrons was performed using the Lund [29] string model as implemented in JETSET 7.4 [30]. Events were also generated using the HERWIG 6.3 [31] program, in which the fragmentation into hadrons is simulated by a cluster model [32]. The CTEQ4D [33] proton PDFs were used for all simulations.

The MC events were analysed with the same selection cuts and jet-search methods as were used for the data. A good description of the measured distributions for the kinematic and jet variables was given by both ARIADNE and LEPTO-MEPS. The simulations based on HERWIG provided a poor description of the data at low values of y_{cut} ($y_{\text{cut}} \lesssim 5 \cdot 10^{-3}$) and, for this reason, it was not used to correct the data. At relatively large values of y_{cut} ($y_{\text{cut}} \gtrsim 3 \cdot 10^{-2}$), HERWIG gave a good description of the data. The identical jet algorithm was also applied to the hadrons (partons) to obtain predictions at the hadron

(parton) level. The MC programs were used to estimate QED radiative effects, which were negligible for the measurements of $\langle n_{\text{subj}} \rangle$.

5 NLO QCD calculations

Experimental studies of QCD using jet production in NC DIS at HERA are often performed in the Breit frame [34]. The analysis of the subjet multiplicity presented here was instead performed in the laboratory frame, since calculations of the mean subjet multiplicity for jets defined in the Breit frame can, at present, only be performed to $\mathcal{O}(\alpha_s)$, precluding a reliable determination of α_s . However, calculations of the mean subjet multiplicity can be performed up to $\mathcal{O}(\alpha_s^2)$ for jets defined in the laboratory frame.

The perturbative QCD prediction for $\langle n_{\text{subj}} \rangle$ was calculated as the ratio of the cross section for subjet production to that for inclusive jet production (σ_{jet}):

$$\langle n_{\text{subj}}(y_{\text{cut}}) \rangle = 1 + \frac{1}{\sigma_{\text{jet}}} \sum_{j=2}^{\infty} (j-1) \cdot \sigma_{\text{subj},j}(y_{\text{cut}}), \quad (2)$$

where $\sigma_{\text{subj},j}(y_{\text{cut}})$ is the cross section for producing jets with j subjets at a resolution scale of y_{cut} . The NLO QCD predictions for the mean subjet multiplicity were derived from Eq. (2) by computing the subjet cross section to $\mathcal{O}(\alpha_s^2)$ and the inclusive jet cross section to $\mathcal{O}(\alpha_s)$. As a result, the α_s -dependence of the mean subjet multiplicity up to $\mathcal{O}(\alpha_s^2)$ is given by $\langle n_{\text{subj}} \rangle = 1 + C_1 \alpha_s + C_2 \alpha_s^2$, where C_1 and C_2 are quantities whose values depend on y_{cut} and the jet and kinematic variables.

The measurements of the mean subjet multiplicity were performed in the kinematic region defined by $Q^2 > 125 \text{ GeV}^2$ since, at lower values of Q^2 , the sample of events with at least one jet with $E_{T,\text{jet}} > 15 \text{ GeV}$ is dominated by dijet events. The calculation of the mean subjet multiplicity for dijet events can be performed only up to $\mathcal{O}(\alpha_s)$, which would severely restrict the accuracy of the predictions.

The measurements were compared with NLO QCD calculations using the program DIS-ENT [13]. The calculations were performed in the $\overline{\text{MS}}$ renormalisation and factorisation schemes using a generalised version [13] of the subtraction method [35]. The number of flavours was set to five and the renormalisation (μ_R) and factorisation (μ_F) scales were chosen to be $\mu_R = \mu_F = Q$. The strong coupling constant, α_s , was calculated at two loops with $\Lambda_{\overline{\text{MS}}}^{(5)} = 202 \text{ MeV}$, corresponding to $\alpha_s(M_Z) = 0.116$. The calculations were performed using the CTEQ4M parameterisations of the proton PDFs. The jet algorithm described in Section 3 was also applied to the partons in the events generated by DIS-ENT in order to compute the parton-level predictions for the mean subjet multiplicity. The results obtained with DIS-ENT were cross-checked by using the program DISASTER++ [36]. The

differences were smaller than 1% [37]. Although DISENT does not include Z exchange, its effect in this analysis was negligible.

Since the measurements involve jets of hadrons, whereas the NLO QCD calculations refer to partons, the predictions were corrected to the hadron level using ARIADNE. The multiplicative correction factor, C_{had} , was defined as the ratio of $\langle n_{\text{subj}} \rangle$ for jets of hadrons over that for jets of partons. The value of C_{had} increases as y_{cut} decreases due to the increasing importance of non-perturbative effects. The hadron-level prediction for $\langle n_{\text{subj}} \rangle$ approaches $\langle n_{\text{hadrons}}^{\text{jet}} \rangle$ as y_{cut} approaches 0, where $\langle n_{\text{hadrons}}^{\text{jet}} \rangle$ is the mean multiplicity of hadrons in a jet. However, the maximum number of partons that can be assigned to a jet in the NLO calculation is three, so the parton-level prediction for $\langle n_{\text{subj}} \rangle$ is restricted to $\langle n_{\text{subj}} \rangle \leq 3$. This fundamental problem was avoided by selecting high $E_{T,\text{jet}}$ and a relatively high y_{cut} value, i.e. $E_{T,\text{jet}} > 25$ GeV and $y_{\text{cut}} \geq 10^{-2}$. In this region, the hadronisation correction is small and the measured $\langle n_{\text{subj}} \rangle$ is much smaller than three, so that a reliable comparison of data and NLO QCD can be made and α_s extracted.

The procedure for applying hadronisation corrections to the NLO QCD calculations was validated by verifying that the predicted dependence of the mean subjet multiplicity on y_{cut} and $E_{T,\text{jet}}$ predicted by NLO QCD was well reproduced by both ARIADNE and LEPTO-MEPS. The predictions based on HERWIG exhibited a different dependence both at low values of y_{cut} and at high $E_{T,\text{jet}}$; for this reason, the HERWIG model was not used in the evaluation of the uncertainty on the hadronisation correction.

The following sources were considered in the evaluation of the uncertainty affecting the theoretical prediction of $\langle n_{\text{subj}} \rangle$:

- the uncertainty in the NLO QCD calculations due to terms beyond NLO, estimated by varying μ_R between $Q/2$ and $2Q$, was $\sim 3\%$ at $y_{\text{cut}} = 10^{-2}$;
- the uncertainty in the NLO QCD calculations due to that in the hadronisation correction was estimated as half of the difference between the values of C_{had} obtained with LEPTO-MEPS and with ARIADNE. It was smaller than 1.5% at $y_{\text{cut}} = 10^{-2}$ for $E_{T,\text{jet}} > 25$ GeV;
- the uncertainty in the NLO QCD calculations due to the uncertainties in the proton PDFs was estimated by repeating the calculations using three additional sets of proton PDFs, MRST99, MRST99-g \uparrow and MRST99-g \downarrow [38]. The differences were negligible;
- the NLO QCD calculations were carried out using $\mu_R = E_{T,\text{jet}}$ and $\mu_F = Q$. The differences were smaller than 0.3% at $y_{\text{cut}} = 10^{-2}$.

6 Data corrections and systematic uncertainties

The raw distribution of n_{subj} in the data is compared to the prediction of the ARIADNE simulation for several values of y_{cut} in Fig. 1. The simulation provides a satisfactory description of the data, thus validating the use of these MC samples to correct the measured mean subjet multiplicity to the hadron level. Figure 1 also shows that the fraction of jets in the data with more than three subjets at $y_{\text{cut}} = 10^{-2}$ is small; this fraction becomes negligible for $E_{T,\text{jet}} > 25$ GeV, thus allowing a meaningful comparison with the NLO QCD calculations. The mean subjet multiplicity corrected for detector effects was determined bin-by-bin as $\langle n_{\text{subj}} \rangle = K \langle n_{\text{subj}} \rangle_{\text{CAL}}$, where the correction factor was defined as $K = \langle n_{\text{subj}} \rangle_{\text{had}}^{\text{MC}} / \langle n_{\text{subj}} \rangle_{\text{CAL}}^{\text{MC}}$ and was evaluated separately for each value of y_{cut} in each region of $E_{T,\text{jet}}$; the subscript CAL (had) indicates that the mean subjet multiplicity was determined using the CAL cells (hadrons). The deviation of the correction factor K from unity was less than 10% for $y_{\text{cut}} \geq 10^{-2}$ and decreased as y_{cut} increased.

The following sources of systematic uncertainty on the measurement of $\langle n_{\text{subj}} \rangle$ were considered [37]:

- the differences in the results obtained by using either ARIADNE or LEPTO-MEPS to correct the data for detector effects. This uncertainty was typically smaller than 1%;
- the scattered-positron candidate identification. The analysis was repeated by using an alternate technique [39] to select the scattered-positron candidate resulting in an uncertainty smaller than 0.5%;
- the 1% uncertainty in the absolute energy scale of the jets [40] resulted in an uncertainty smaller than 0.5%;
- the 1% uncertainty in the absolute energy scale of the positron candidate [41] resulted in a negligible uncertainty;
- the uncertainty in the simulation of the trigger and in the cuts used to select the data also resulted in a negligible uncertainty.

7 Measurement of the mean subjet multiplicity

The mean subjet multiplicity was measured for events with $Q^2 > 125$ GeV², including every jet of hadrons in the event with $E_{T,\text{jet}} > 15$ GeV and $-1 < \eta_{\text{jet}} < 2$, after correction for detector effects. It is shown as a function of y_{cut} in Fig. 2a) and in Fig. 2b) as a function of $E_{T,\text{jet}}$ at $y_{\text{cut}} = 10^{-2}$ and presented in Tables 1 and 2, respectively. The measured mean subjet multiplicity decreases as $E_{T,\text{jet}}$ increases. This result is in agreement with that of a previous publication [42], in which the internal structure of jets in NC DIS was studied

using the jet shape and it was observed that the jets become narrower as $E_{T,\text{jet}}$ increases. This tendency is also consistent with the transverse-energy dependence of the mean subjet multiplicity for jets identified in the Breit frame [10].

The measurements in Fig. 2 are compared with the predictions of the ARIADNE and LEPTO-MEPS. The LEPTO-MEPS predictions overestimate the observed mean subjet multiplicity; ARIADNE overestimates the data at low $E_{T,\text{jet}}$ and approaches the data at high $E_{T,\text{jet}}$.

Calculations of $\langle n_{\text{subj}} \rangle$ in NLO QCD, corrected for hadronisation effects, using the sets of proton PDFs of the CTEQ4 “A-series” are compared to the data in Figs. 3 and 4. The hadronisation correction is small in the unshaded regions: as a function of y_{cut} and for jets with $E_{T,\text{jet}} > 15$ GeV, C_{had} differs from unity by less than 25% for $y_{\text{cut}} \geq 10^{-2}$ (see Fig. 3); as a function of $E_{T,\text{jet}}$ at $y_{\text{cut}} = 10^{-2}$, C_{had} differs from unity by less than 17% for $E_{T,\text{jet}} > 25$ GeV (see Fig. 4). The measured $\langle n_{\text{subj}} \rangle$ as a function of y_{cut} is well described by the NLO QCD predictions. For very small y_{cut} values, the agreement is also good. In that region, fixed-order QCD calculations are affected by large uncertainties and a resummation of terms enhanced by $\ln y_{\text{cut}}$ [7] would be required for a precise comparison with the data. At relatively large values of y_{cut} , an NLO fixed-order calculation is expected [7] to be a good approximation to such a resummed calculation.

The sensitivity of the measurements to the value of $\alpha_s(M_Z)$ is illustrated in Fig. 4 by the comparison of the measured $\langle n_{\text{subj}} \rangle$ at $y_{\text{cut}} = 10^{-2}$ as a function of $E_{T,\text{jet}}$ with NLO QCD calculations for different values of $\alpha_s(M_Z)$. The overall description of the data by the NLO QCD calculations is good, so that the measurements can be used to make a determination of α_s .

8 Determination of α_s

The measurements of $\langle n_{\text{subj}} \rangle$ for $25 < E_{T,\text{jet}} < 71$ GeV at $y_{\text{cut}} = 10^{-2}$ were used to determine $\alpha_s(M_Z)$. The y_{cut} value and the lower $E_{T,\text{jet}}$ limit were justified in Section 5; the value of C_{had} differs from unity by less than 17% and approaches unity as $E_{T,\text{jet}}$ increases. The mean value of Q^2 was $\langle Q^2 \rangle = 1580$ GeV². The following procedure was used:

- NLO QCD calculations of $\langle n_{\text{subj}} \rangle$ were performed for the five sets of the CTEQ4 “A-series”. The value of $\alpha_s(M_Z)$ used in each partonic cross-section calculation was that associated with the corresponding set of PDFs;
- for each bin, i , in $E_{T,\text{jet}}$, the NLO QCD calculations, corrected for hadronisation effects,

were used to parameterise the $\alpha_s(M_Z)$ dependence of $\langle n_{\text{sbj}} \rangle$ according to

$$[\langle n_{\text{sbj}} \rangle(\alpha_s(M_Z))]_i = 1 + C_1^i \alpha_s(M_Z) + C_2^i \alpha_s^2(M_Z) . \quad (3)$$

The coefficients C_1^i and C_2^i were determined by performing a χ^2 -fit of this form to the NLO QCD predictions. The NLO QCD calculations were performed with an accuracy such that the statistical uncertainties of these coefficients were negligible compared to any other uncertainty. This simple parameterisation gives a good description of the $\alpha_s(M_Z)$ dependence of $\langle n_{\text{sbj}} \rangle$ over the entire range spanned by the CTEQ4 ‘‘A-series’’;

- the value of $\alpha_s(M_Z)$ was then determined by a χ^2 -fit of Eq. (3) to the measurements of $\langle n_{\text{sbj}} \rangle$. The resulting fit described the data well, giving $\chi^2 = 2.7$ for four degrees of freedom.

This procedure correctly handles the complete α_s -dependence of the NLO calculations (the explicit dependence coming from the partonic cross sections and the implicit one coming from the PDFs) in the fit, while preserving the correlation between α_s and the PDFs.

The uncertainty on the extracted value of $\alpha_s(M_Z)$ due to the experimental systematic uncertainties was evaluated by repeating the analysis above for each systematic check. The largest contribution to the experimental uncertainty was that due to the simulation of the hadronic final state. A total systematic uncertainty on $\alpha_s(M_Z)$ of $\Delta\alpha_s(M_Z) = {}^{+0.0024}_{-0.0009}$ was obtained by adding in quadrature the individual contributions.

The theoretical uncertainties on $\alpha_s(M_Z)$ arising from terms beyond NLO and uncertainties in the hadronisation correction, evaluated as described in Section 5, were found to be $\Delta\alpha_s(M_Z) = {}^{+0.0089}_{-0.0071}$ and $\Delta\alpha_s(M_Z) = \pm 0.0028$, respectively. The total theoretical uncertainty was obtained by adding these uncertainties in quadrature. The results are presented in Table 3. In addition, as a cross check, the measurement was repeated using three of the MRST99 sets of proton PDFs: central, $\alpha_s \uparrow\uparrow$ and $\alpha_s \downarrow\downarrow$. The result agreed with that obtained by using CTEQ4 to better than 0.3%. The value of α_s is in agreement with the central result for variations in the choice of y_{cut} in the range $5 \cdot 10^{-3}$ to $3 \cdot 10^{-2}$.

The value of $\alpha_s(M_Z)$ as determined from the measurements of $\langle n_{\text{sbj}} \rangle$ for $25 < E_{T,\text{jet}} < 71$ GeV at $y_{\text{cut}} = 10^{-2}$ is

$$\alpha_s(M_Z) = 0.1187 \pm 0.0017 \text{ (stat.)} {}^{+0.0024}_{-0.0009} \text{ (syst.)} {}^{+0.0093}_{-0.0076} \text{ (th.)} .$$

This result is consistent with recent determinations by the H1 [5, 43] and ZEUS [2, 3, 44] Collaborations and with the PDG value, $\alpha_s(M_Z) = 0.1172 \pm 0.0020$ [45]. This determination of α_s has experimental uncertainties as small as those based on the measurements of jet cross sections in DIS. However, the theoretical uncertainty is larger and dominated by terms beyond NLO. Further theoretical work on higher-order contributions would allow an improved measurement.

9 Summary

Measurements of the mean subjet multiplicity for jets produced in neutral current deep inelastic e^+p scattering at a centre-of-mass energy of 300 GeV have been made using every jet of hadrons with $E_{T,\text{jet}} > 15$ GeV and $-1 < \eta_{\text{jet}} < 2$ identified with the longitudinally invariant k_T cluster algorithm in the laboratory frame. The average number of subjets within a jet decreases as $E_{T,\text{jet}}$ increases.

Next-to-leading-order QCD calculations reproduce the measured values well, demonstrating a good description of the internal structure of jets by QCD radiation. The mean subjet multiplicity of an inclusive sample of jets produced in NC DIS has the advantage of being mostly sensitive to final-state parton-radiation processes and of allowing an extraction of α_s with very little dependence on the proton parton distribution functions.

A QCD fit of the measurements of the mean subjet multiplicity for $25 < E_{T,\text{jet}} < 71$ GeV at $y_{\text{cut}} = 10^{-2}$ yields

$$\alpha_s(M_Z) = 0.1187 \pm 0.0017 \text{ (stat.)}_{-0.0009}^{+0.0024} \text{ (syst.)}_{-0.0076}^{+0.0093} \text{ (th.)} .$$

Acknowledgments

We thank the DESY Directorate for their strong support and encouragement. The remarkable achievements of the HERA machine group were essential for the successful completion of this work and are greatly appreciated. We are grateful for the support of the DESY computing and network services. The design, construction and installation of the ZEUS detector have been made possible owing to the ingenuity and effort of many people from DESY and home institutes who are not listed as authors. We would like to thank M. Seymour for valuable discussions.

References

- [1] ZEUS Collaboration, M. Derrick et al., Phys. Lett. B 363 (1995) 201.
- [2] ZEUS Collaboration, J. Breitweg et al., Phys. Lett. B 507 (2001) 70.
- [3] ZEUS Collaboration, S. Chekanov et al., Phys. Lett. B 547 (2002) 164.
- [4] H1 Collaboration, T. Ahmed et al., Phys. Lett. B 346 (1995) 415;
H1 Collaboration, C. Adloff et al., Eur. Phys. J. C 5 (1998) 625;
H1 Collaboration, C. Adloff et al., Eur. Phys. J. C 6 (1999) 575.
- [5] H1 Collaboration, C. Adloff et al., Eur. Phys. J. C 19 (2001) 289.
- [6] S. Catani et al., Nucl. Phys. B 383 (1992) 419;
M.H. Seymour, Phys. Lett. B 378 (1996) 279.
- [7] M.H. Seymour, Nucl. Phys. B 421 (1994) 545;
J.R. Forshaw and M.H. Seymour, JHEP 9909 (1999) 009.
- [8] OPAL Collaboration, R. Akers et al., Z. Phys. C63 (1994) 363;
ALEPH Collaboration, D. Buskulic et al., Phys. Lett. B346 (1995) 389;
AMY Collaboration, S. Behari et al., Phys. Lett. B374 (1996) 304;
DELPHI Collaboration, P. Abreu et al., Eur. Phys. J. C4 (1998) 1;
ALEPH Collaboration, R. Barate et al., Eur. Phys. J. C17 (2000) 1.
- [9] DØ Collaboration, V.M. Abazov et al., Phys. Rev. D65 (2002) 052008.
- [10] H1 Collaboration, C. Adloff et al., Nucl. Phys. B 545 (1999) 3.
- [11] S. Catani et al., Nucl. Phys. B 406 (1993) 187.
- [12] S.D. Ellis and D.E. Soper, Phys. Rev. D 48 (1993) 3160.
- [13] S. Catani and M.H. Seymour, Nucl. Phys. B 485 (1997) 291. Erratum in
Nucl. Phys. B 510 (1998) 503.
- [14] ZEUS Collaboration, M. Derrick et al., Phys. Lett. B 293 (1992) 465.
- [15] ZEUS Collaboration, U. Holm (ed.), *The ZEUS Detector*. Status Report
(unpublished), DESY, 1993, available on
<http://www-zeus.desy.de/bluebook/bluebook.html>.
- [16] N. Harnew et al., Nucl. Inst. Meth. A 279 (1989) 290;
B. Foster et al., Nucl. Phys. Proc. Suppl. B 32 (1993) 181;
B. Foster et al., Nucl. Inst. Meth. A 338 (1994) 254.
- [17] M. Derrick et al., Nucl. Inst. Meth. A 309 (1991) 77;
A. Andresen et al., Nucl. Inst. Meth. A 309 (1991) 101;

- A. Caldwell et al., Nucl. Inst. Meth. A 321 (1992) 356;
A. Bernstein et al., Nucl. Inst. Meth. A 336 (1993) 23.
- [18] ZEUS Data Acquisition Group, DESY-92-150, DESY (1992).
- [19] H. Abramowicz, A. Caldwell and R. Sinkus, Nucl. Inst. Meth. A 365 (1995) 508;
R. Sinkus and T. Voss, Nucl. Inst. Meth. A 391 (1997) 360.
- [20] S. Bentvelsen, J. Engelen and P. Kooijman, in *Proc. Workshop on Physics at HERA, Oct. 1991*, W. Buchmüller and G. Ingelman (eds.), Vol. 1, p. 23, Hamburg, Germany, DESY, 1992;
K.C. Höger, *ibid.*, p. 43.
- [21] J.E. Huth et al., in *Research Directions for the Decade. Proceedings of Summer Study on High Energy Physics, 1990*, E.L. Berger (ed.), World Scientific, 1992. Also in preprint FERMILAB-CONF-90-249-E.
- [22] R. Brun et al., GEANT3, Technical Report CERN-DD/EE/84-1, CERN, 1987.
- [23] G. Ingelman, A. Edin and J. Rathsmann, Comp. Phys. Comm. 101 (1997) 108.
- [24] A. Kwiatkowski, H. Spiesberger and H.-J. Möhring, Comp. Phys. Comm. 69 (1992) 155;
H. Spiesberger, *An Event Generator for ep Interactions at HERA Including Radiative Processes (Version 4.6)*, 1996, available on
<http://www.desy.de/~hspiesb/heracles.html>.
- [25] K. Charchuła, G.A. Schuler and H. Spiesberger, Comp. Phys. Comm. 81 (1994) 381;
H. Spiesberger, *HERACLES and DJANGO: Event Generation for ep Interactions at HERA Including Radiative Processes*, 1998, available on
<http://www.desy.de/~hspiesb/djangoh.html>.
- [26] Y. Azimov et al., Phys. Lett. B 165 (1985) 147;
G. Gustafson, Phys. Lett. B 175 (1986) 453;
G. Gustafson and U. Pettersson, Nucl. Phys. B 306 (1988) 746;
B. Andersson et al., Z. Phys. C 43 (1989) 625.
- [27] L. Lönnblad, Comp. Phys. Comm. 71 (1992) 15;
L. Lönnblad, Z. Phys. C 65 (1995) 285.
- [28] ZEUS Collaboration, J. Breitweg et al., Eur. Phys. J. C 11 (1999) 251.
- [29] B. Andersson et al., Phys. Rep. 97 (1983) 31.
- [30] T. Sjöstrand, Comp. Phys. Comm. 39 (1986) 347;
T. Sjöstrand and M. Bengtsson, Comp. Phys. Comm. 43 (1987) 367.

- [31] G. Marchesini et al., *Comp. Phys. Comm.* 67 (1992) 465;
G. Corcella et al., *JHEP* 0101 (2001) 010;
G. Corcella et al., Preprint hep-ph/0107071 (2001).
- [32] B.R. Webber, *Nucl. Phys. B* 238 (1984) 492.
- [33] H.L. Lai et al., *Phys. Rev. D* 55 (1997) 1280.
- [34] R.P. Feynman, *Photon-Hadron Interactions*, Benjamin, New York (1972);
K.H. Streng, T.F. Walsh and P.M. Zerwas, *Z. Phys. C* 2 (1979) 237.
- [35] R.K. Ellis, D.A. Ross and A.E. Terrano, *Nucl. Phys. B* 178 (1981) 421.
- [36] D. Graudenz, in *Proceedings of the Ringberg Workshop on New Trends in HERA physics*, B.A. Kniehl, G. Krämer and A. Wagner (eds.), World Scientific, Singapore (1998). Also in hep-ph/9708362 (1997);
D. Graudenz, Preprint hep-ph/9710244 (1997).
- [37] O. González, Ph.D. Thesis, U. Autónoma de Madrid, DESY-THESIS-2002-020, 2002.
- [38] A.D. Martin et al., *Eur. Phys. J. C* 4 (1998) 463;
A.D. Martin et al., *Eur. Phys. J. C* 14 (2000) 133.
- [39] ZEUS Collaboration, J. Breitweg et al., *Eur. Phys. J. C* 11 (1999) 427.
- [40] ZEUS Collaboration, S. Chekanov et al., *Phys. Lett. B* 531 (2002) 9;
ZEUS Collaboration, S. Chekanov et al., *Eur. Phys. J. C* 23 (2002) 615;
M. Wing (on behalf of the ZEUS collaboration), in *Proceedings for "10th International Conference on Calorimetry in High Energy Physics"*, in hep-ex/0206036.
- [41] ZEUS Collaboration, S. Chekanov et al., *Eur. Phys. J. C* 21 (2001) 443.
- [42] ZEUS Collaboration, J. Breitweg et al., *Eur. Phys. J. C* 8 (1999) 367.
- [43] H1 Collaboration, C. Adloff et al., *Eur. Phys. J. C* 21 (2001) 33.
- [44] ZEUS Collaboration, S. Chekanov et al., Preprint DESY-02-105, DESY (2002).
Accepted by *Phys. Rev. D*.
- [45] K. Hagiwara et al., *Phys. Rev. D* 66 (2002) 010001.

y_{cut} value	$\langle n_{sbj} \rangle$	Δ_{stat}	Δ_{syst}	PAR to HAD correction
0.0005	4.3013	± 0.0068	$+0.0363$ -0.0031	1.981 ± 0.090
0.001	3.4975	± 0.0057	$+0.0306$ -0.0037	1.744 ± 0.073
0.003	2.4457	± 0.0043	$+0.0260$ -0.0039	1.487 ± 0.056
0.005	2.0630	± 0.0038	$+0.0175$ -0.0040	1.387 ± 0.047
0.01	1.6347	± 0.0033	$+0.0111$ -0.0034	1.246 ± 0.029
0.03	1.2015	± 0.0024	$+0.0024$ -0.0061	1.0651 ± 0.0057
0.05	1.1019	± 0.0018	$+0.0014$ -0.0040	1.0224 ± 0.0018
0.1	1.0326	± 0.0010	$+0.0003$ -0.0009	1.0015 ± 0.0001

Table 1: Measurement of the mean subjet multiplicity as a function of y_{cut} . The statistical and systematic uncertainties are shown separately. The multiplicative correction applied to correct for hadronisation effects is shown in the last column.

$E_{T,jet}$ interval (GeV)	$\langle n_{sbj} \rangle$	Δ_{stat}	Δ_{syst}	PAR to HAD correction
15 – 17	1.7792	± 0.0060	$+0.0122$ -0.0052	1.332 ± 0.043
17 – 21	1.6712	± 0.0056	$+0.0085$ -0.0034	1.272 ± 0.032
21 – 25	1.5654	± 0.0079	$+0.0186$ -0.0050	1.198 ± 0.020
25 – 29	1.481	± 0.011	$+0.022$ -0.004	1.145 ± 0.014
29 – 35	1.395	± 0.012	$+0.005$ -0.003	1.0945 ± 0.0055
35 – 41	1.333	± 0.017	$+0.007$ -0.009	1.0536 ± 0.0028
41 – 55	1.286	± 0.019	$+0.005$ -0.011	1.0248 ± 0.0022
55 – 71	1.293	± 0.038	$+0.004$ -0.032	1.0049 ± 0.0019

Table 2: Measurement of the mean subjet multiplicity at $y_{cut} = 10^{-2}$ as a function of $E_{T,jet}$. The statistical and systematic uncertainties are shown separately. The multiplicative correction applied to correct for hadronisation effects is shown in the last column.

$E_{T,\text{jet}}$ region (GeV)	$\alpha_s(M_Z)$	Δ_{stat}	Δ_{syst}	Δ_{th}
25 – 29	0.1180	± 0.0024	+0.0049 –0.0010	+0.0098 –0.0080
29 – 35	0.1181	+0.0031 –0.0032	+0.0014 –0.0007	+0.0088 –0.0071
35 – 41	0.1191	+0.0050 –0.0051	+0.0021 –0.0025	+0.0088 –0.0072
41 – 55	0.1207	+0.0060 –0.0062	+0.0017 –0.0036	+0.0087 –0.0072
55 – 71	0.140	+0.013 –0.014	+0.001 –0.012	+0.012 –0.010
25 – 71	0.1187	± 0.0017	+0.0024 –0.0009	+0.0093 –0.0076

Table 3: The $\alpha_s(M_Z)$ values as determined from the QCD fit to the measured $\langle n_{sbj} \rangle$ at $y_{cut} = 10^{-2}$ as a function of $E_{T,\text{jet}}$, as well as that obtained by combining all regions. The statistical, systematic and theoretical uncertainties are shown separately.

ZEUS

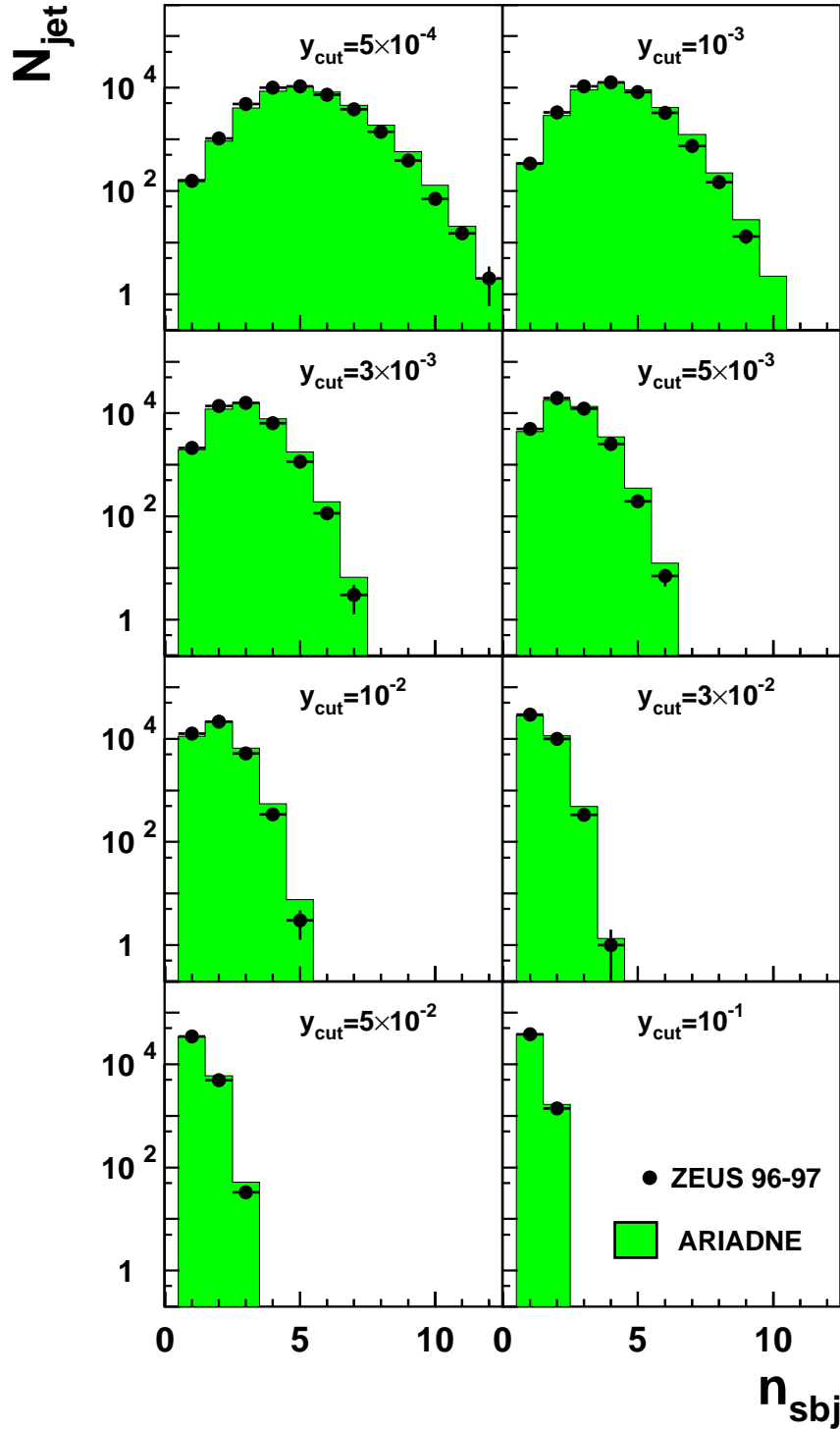


Figure 1: Distribution of the number of subjets within a jet at different values of y_{cut} for the inclusive sample of jets with $E_{T,\text{jet}} > 15 \text{ GeV}$ and $-1 < \eta_{\text{jet}} < 2$ in NC DIS at $Q^2 > 125 \text{ GeV}^2$ (dots). The error bars show the statistical uncertainty. For comparison, the predictions of the ARIADNE simulation, area normalised to the data, are also shown as the histograms.

ZEUS

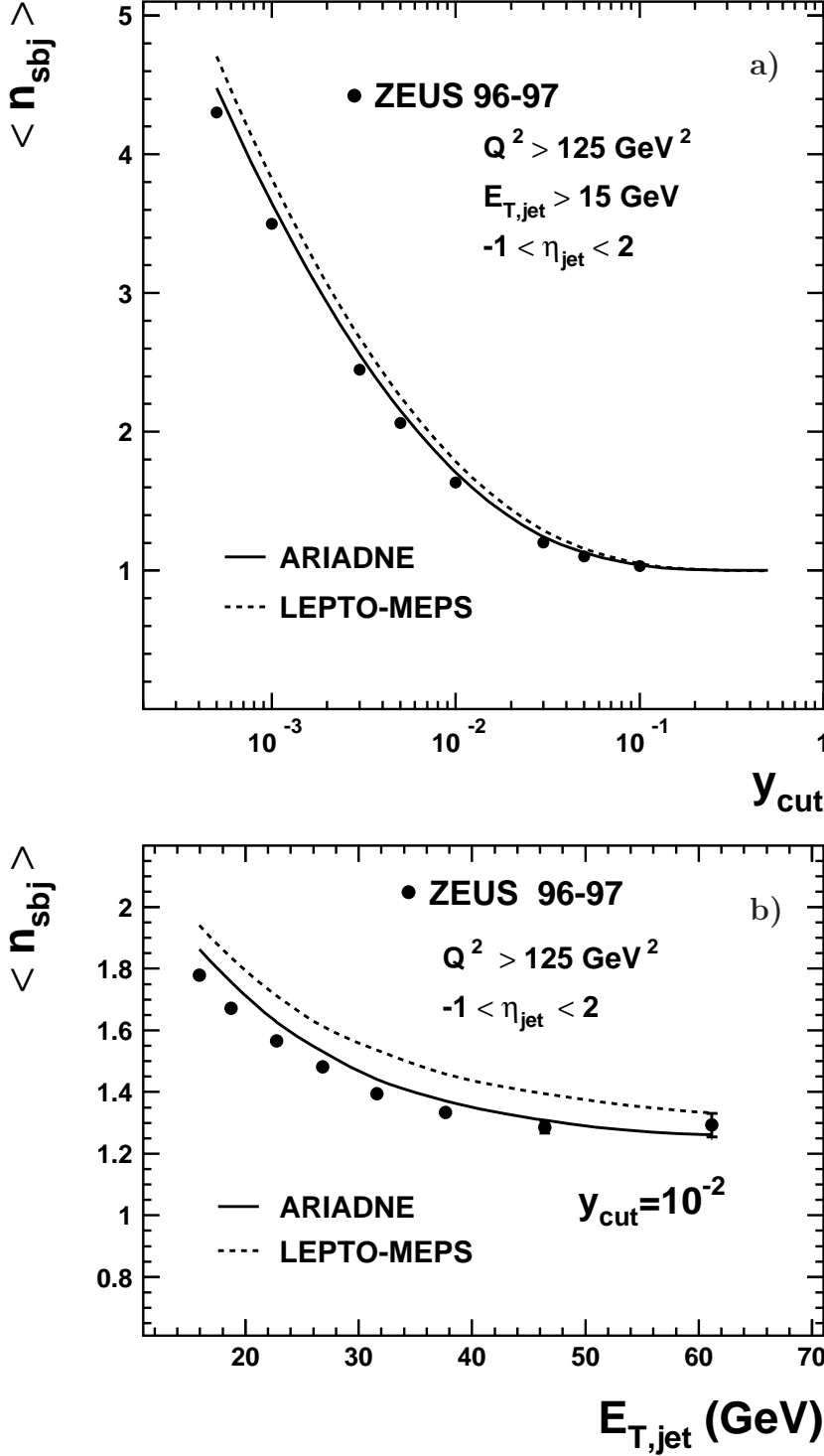


Figure 2: The mean subjet multiplicity corrected to the hadron level, $\langle n_{\text{subj}} \rangle$, as a function of a) y_{cut} and b) $E_{T,\text{jet}}$ at $y_{\text{cut}} = 10^{-2}$ for inclusive jet production in NC DIS with $Q^2 > 125 \text{ GeV}^2$, $-1 < \eta_{\text{jet}} < 2$ and $E_{T,\text{jet}} > 15 \text{ GeV}$ (dots). The inner error bars show the statistical uncertainty. The outer error bars show the statistical and systematic uncertainties added in quadrature. For most of the points, the experimental uncertainties are smaller than the size of the symbols. For comparison, the predictions at the hadron level of the ARIADNE (solid line) and LEPTO-MEPS (dashed line) models are shown.

ZEUS

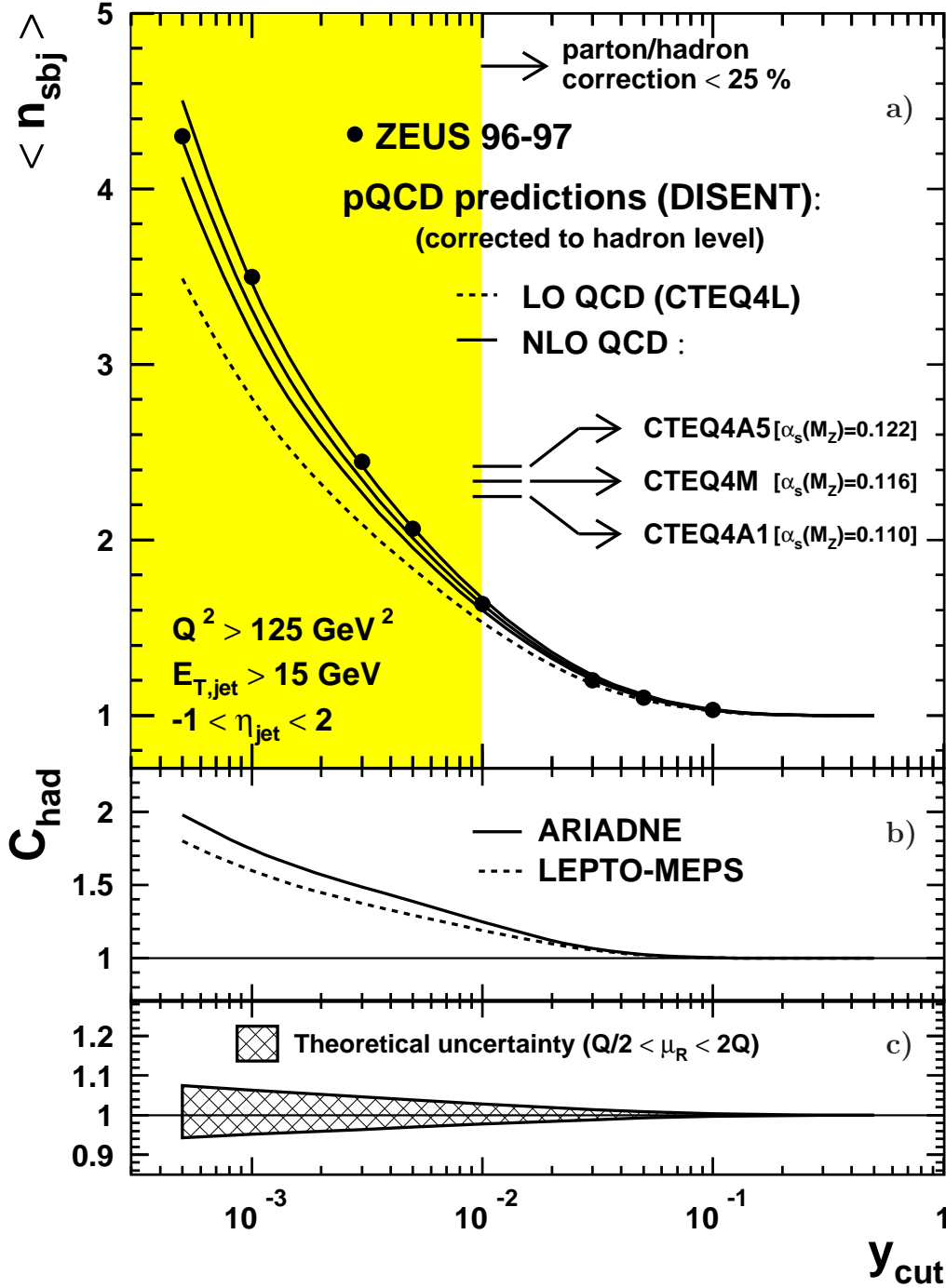


Figure 3: a) The mean subjet multiplicity corrected to the hadron level, $\langle n_{\text{sbj}} \rangle$, as a function of y_{cut} for inclusive jet production in NC DIS with $Q^2 > 125 \text{ GeV}^2$, $-1 < \eta_{\text{jet}} < 2$ and $E_{T,\text{jet}} > 15 \text{ GeV}$ (dots). The experimental uncertainties are smaller than the size of the symbols. The NLO QCD calculations, corrected for hadronisation effects and using $\mu_R = \mu_F = Q$, are shown for the CTEQ4 sets of proton PDFs (CTEQ4A1, lower solid line; CTEQ4M, central solid line; CTEQ4A5, upper solid line). The LO QCD calculations, corrected for hadronisation effects and using $\mu_R = \mu_F = Q$ and the CTEQ4L set of proton PDFs, are also shown (dashed line). b) The parton-to-hadron correction, C_{had} , used to correct the QCD predictions and determined using ARIADNE (solid line) and LEPTO-MEPS (dashed line). c) The relative uncertainty on the NLO QCD calculation due to the variation of the renormalisation scale.

ZEUS

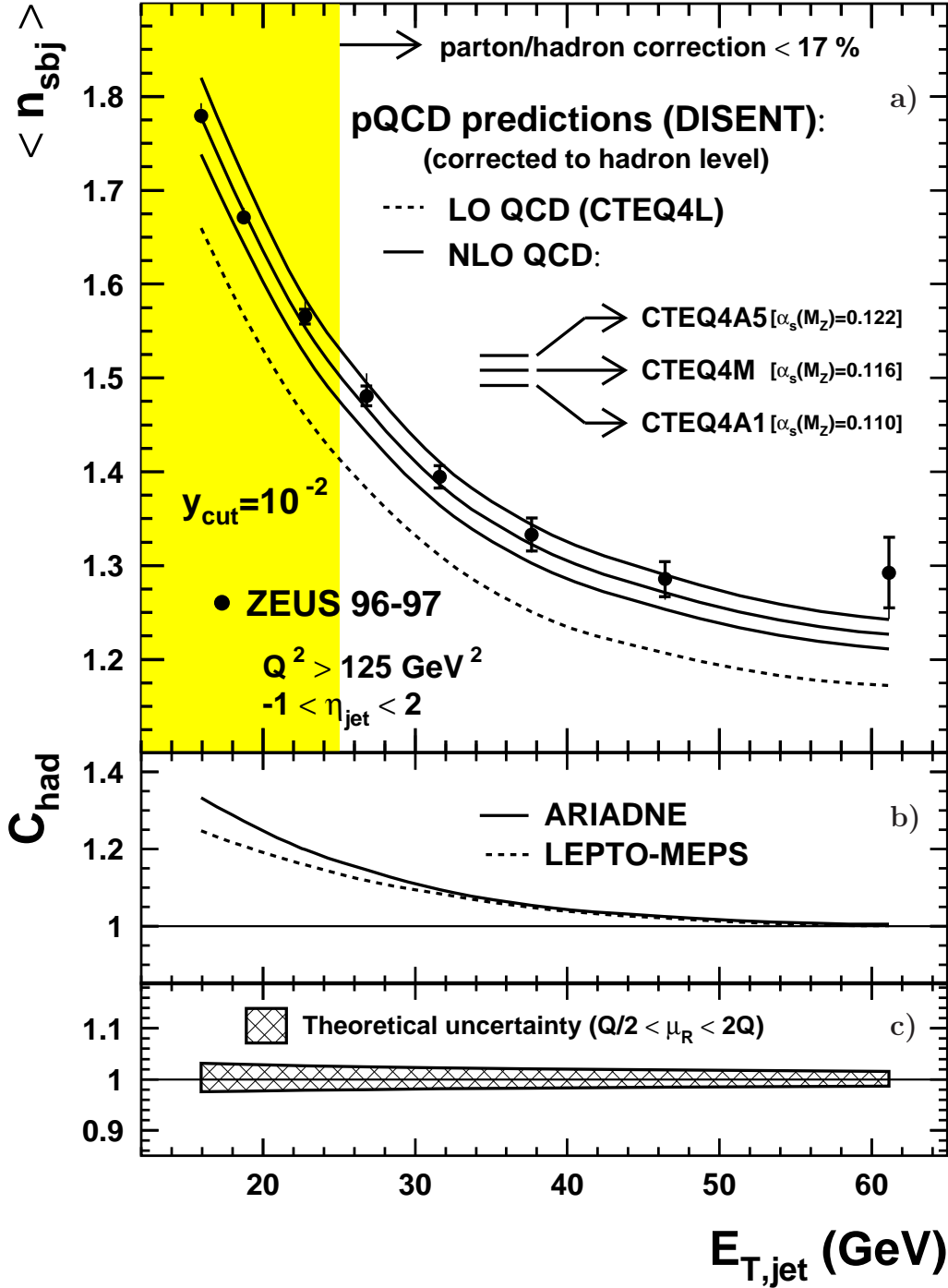


Figure 4: a) The mean subjet multiplicity corrected to the hadron level, $\langle n_{\text{subj}} \rangle$, at $y_{\text{cut}} = 10^{-2}$ as a function of $E_{T,\text{jet}}$ for inclusive jet production in NC DIS with $Q^2 > 125 \text{ GeV}^2$ and $-1 < \eta_{\text{jet}} < 2$ (dots). The inner error bars show the statistical uncertainty. The outer error bars show the statistical and systematic uncertainties added in quadrature. b) The parton-to-hadron correction, C_{had} , used to correct the QCD predictions and determined using ARIADNE (solid line) and LEPTO-MEPS (dashed line). c) The relative uncertainty on the NLO QCD calculation due to the variation of the renormalisation scale. Other details are as described in the caption to Fig. 3.